ZC1681

1 [_____] [_____] ,

2 SD

1.1

ZC1681B-ST

SD

ZC16

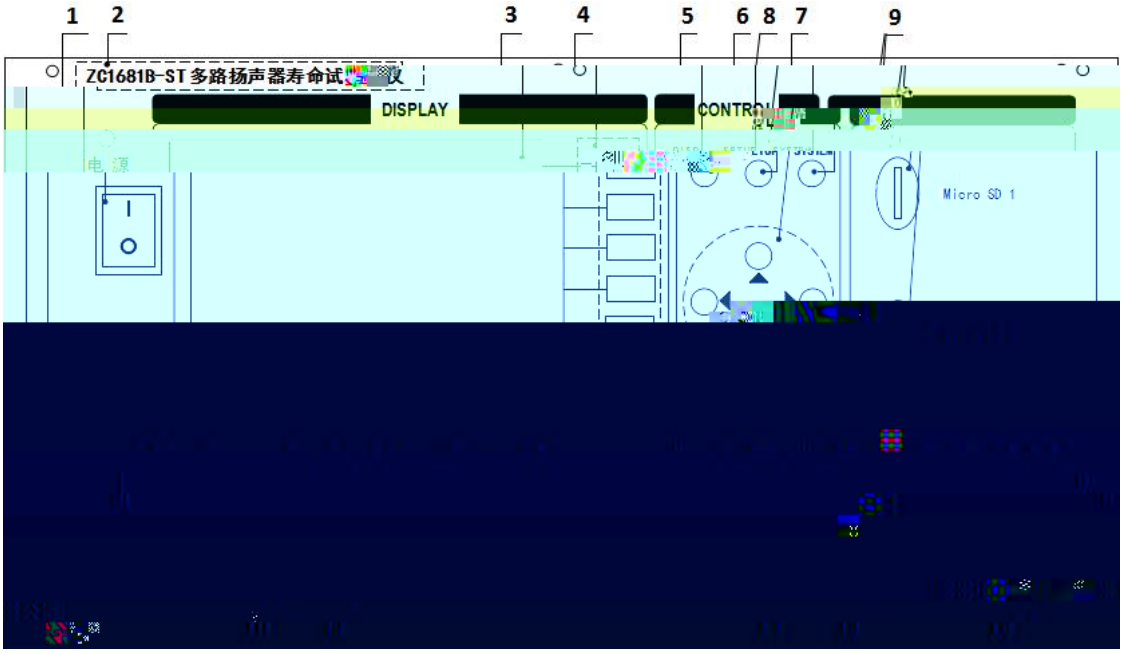
1
2
3
4
5
6
8
7
9
ZC1681B-ST多路扬声器寿命试
DISPLAY
CONTROL
电源
Micro SD 1

ḍ

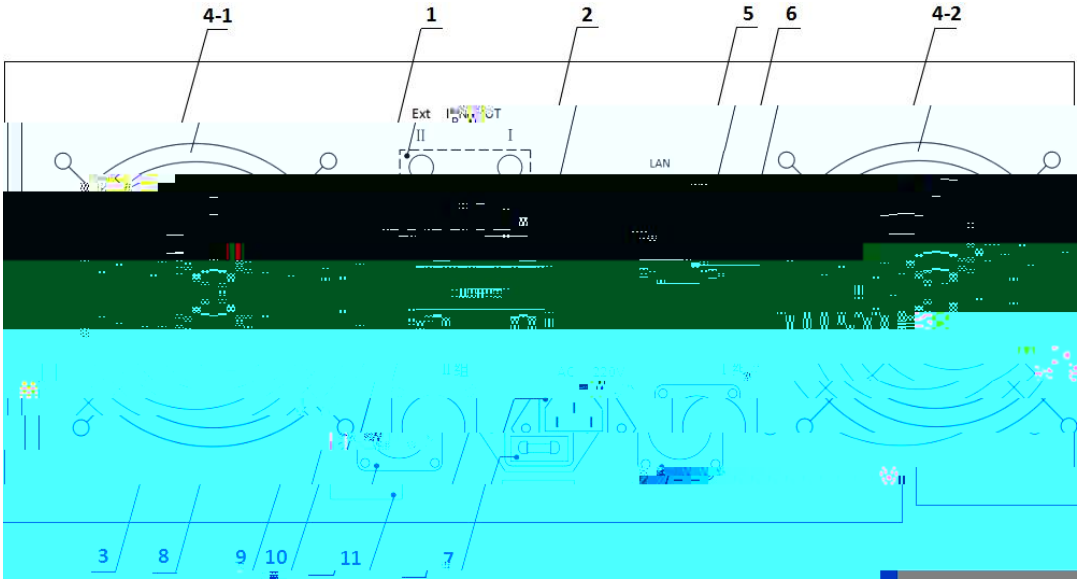
4-1
1
2
5
6
4-2
Ext
II
I
LAN
3
8
9
10
11
7

3.12

20

SD

ZCtek
ZC1681B-ST
Multi-channel Speaker Life Tester
Ver 3.0.2
http://www.zctek.com.cn
Changzhou ZCtek Instruments Co.,Ltd.

3.1

4.1 ( )

ض

▼

Ω

4.1.2

▼

4.2.1

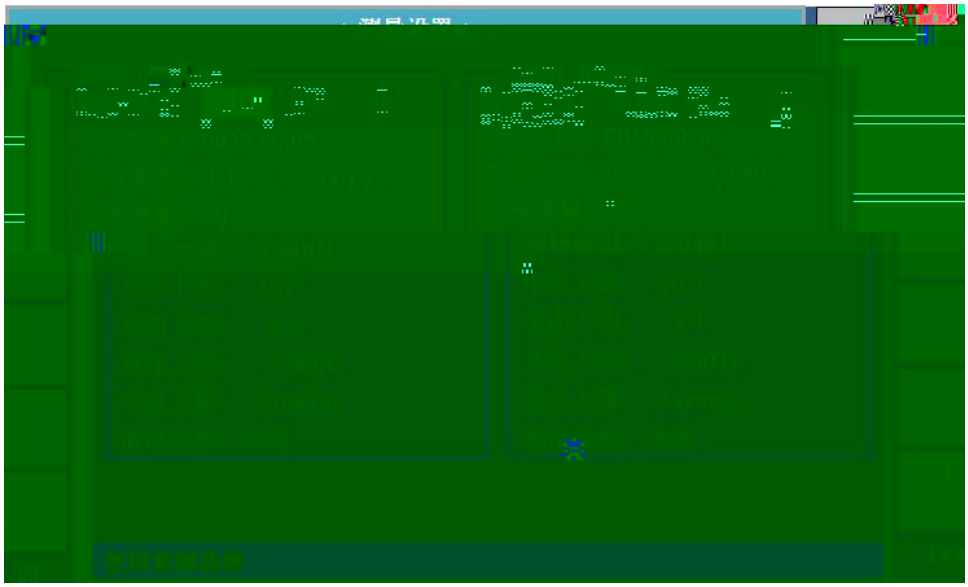

1

ENTER

Backspace Clear ESC

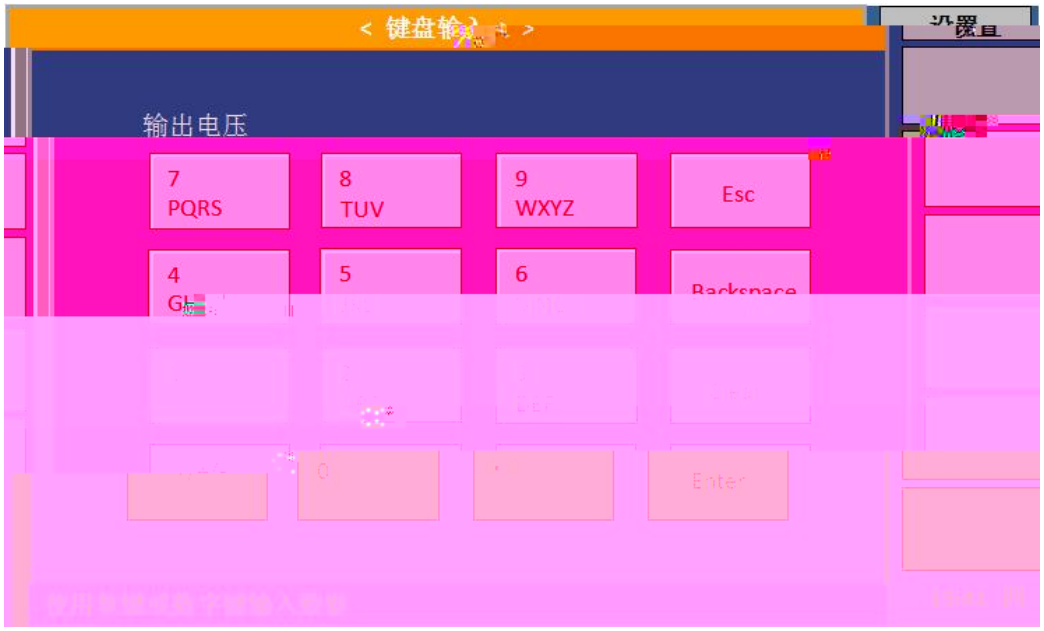

15W

2 3 10

60

4

1 2 SD 1 SD 2

1 2

5 ↑ + ↓ -

1.0V



= ×

0.6-1.2V

2.83V 0.6V

2.83V

1V 1V SD 1/2

SD 1V 0.6V

1V

6

Ω Ω ENTER

ESC

Ω



10 - / /

ENTER

ESC

4.2.2

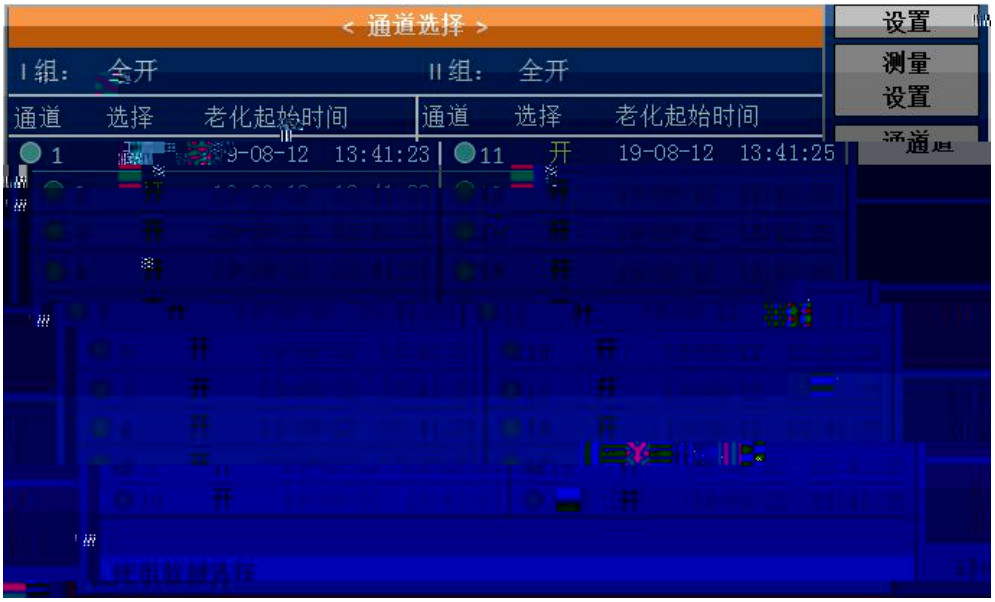

SETUP

I 1 10 1 10

II 11 20 11 20

4.2.3

< 正弦设置 >
设置
测量
设置
正弦波 1 设
工作模式：点频
正弦波 2 设置
工作模式：点频
测试频率:1.00000kHz
通道
选择
正弦
设置
SD 卡
设置
温升
设置
滤波
设置
13:41

SETUP

4.2.4

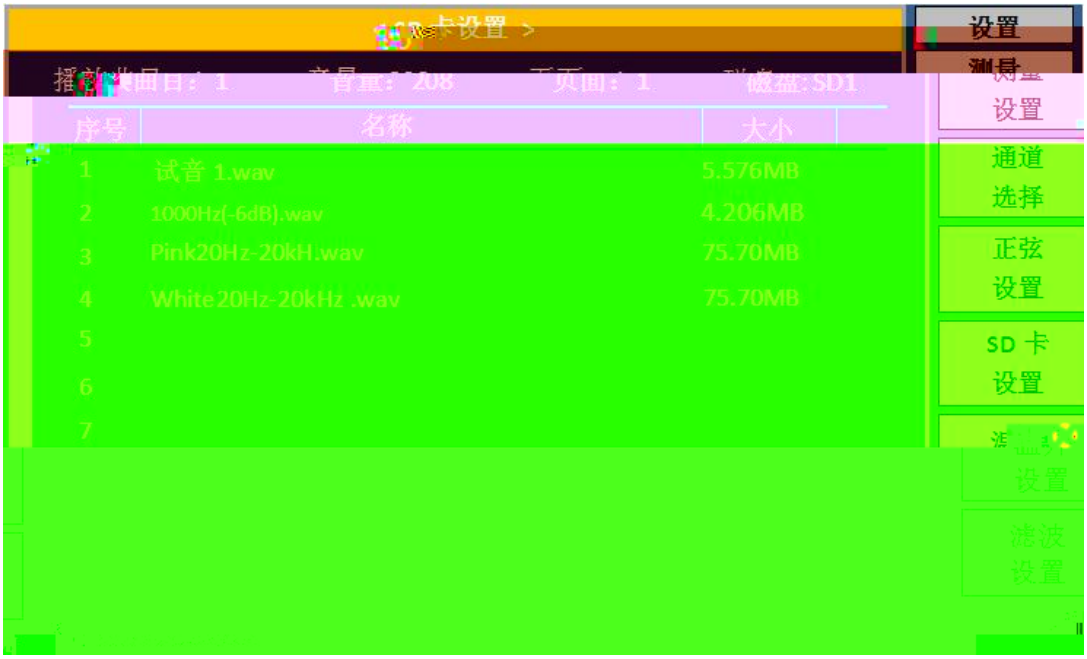
< SD 卡设置 >
设置
测量
设置
播放曲目：1
音量：208
页面：1
磁盘:SD1
序号
名称
大小
1
试音 1.wav
5.576MB
2
1000Hz(-6dB).wav
4.206MB
3
Pink20Hz-20kH.wav
75.70MB
4
White20Hz-20kHz .wav
75.70MB
5
6
7
通道
选择
正弦
设置
SD 卡
设置
设置
滤波
设置

SETUP

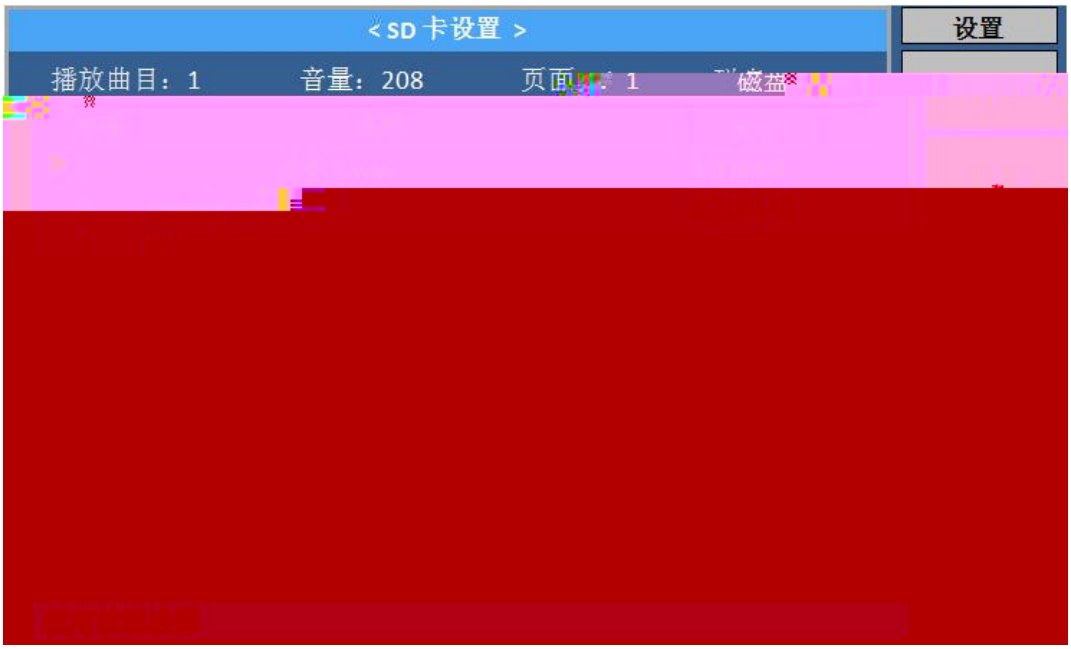
< SD 卡设置 >
设置
播放曲目：1
音量：208
页面：1
磁盘

ZC

4.2.6

SETUP

4 2 4 2

4.3

< 系统配置 >
系统
系统配置
设备
调试功能：关
语言 ：
口令 ：关
监控显示：电压
监控周期：关
电阻分选：I 组关 II 组关
按键音 ：关
日期时间：2019-08-17 13:41:05
星期 ：四
软件版本：Ver 3.0.2
硬件版本：M3.SC4.SS4.T3
用软键选择
13:41 四

4.4

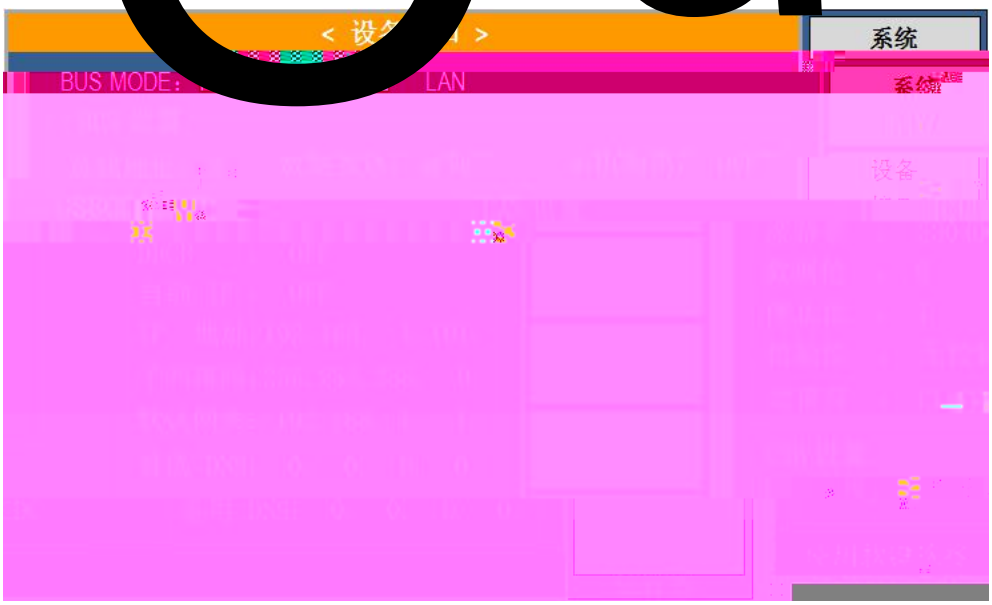

1 _____ USBCDC LAN

2 _____ ↑+ ↓-

0 32 ENTER

ESC

3

5.1

“ ”

5.2

5.3

5.4

5.5

DISP

2.83V 120 0.801V SD

1

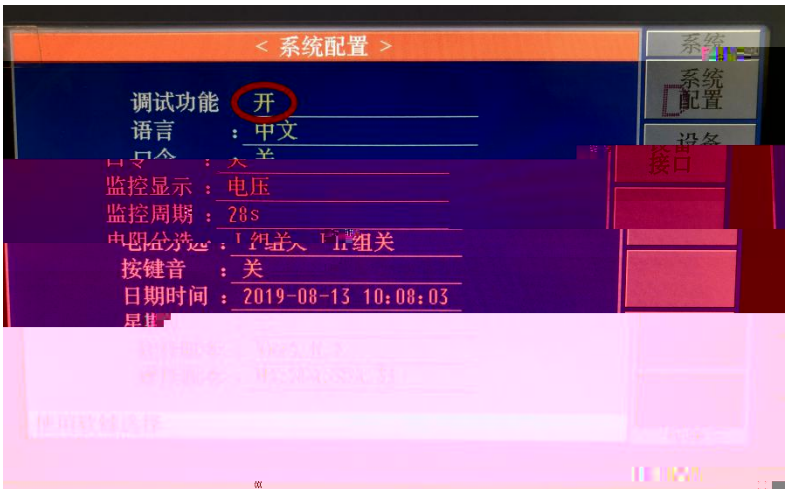



Ω

= ×

1V 1V

SD SD 1V

0.6V-1.2V 1V

1V

0 á @ אo

1. 1
2. 1
3. 1
4. 1